

# Daymap Mobile App - Installation Guide



Daymap provides a free mobile app for both Android and iPhone users. iPhone users require a minimum of iOS 9.0 and Android users require a minimum of 4.4 (KitKat).

Once you have downloaded the free app, you will be able to log in to view a range of information.

## Parent access includes:

- Push notifications of messages
- Book Parent-Teacher Interviews
- View all student information: attendance, reports, assessment and results
- Calendars and events

## Student access includes:

- Push notifications of messages
- Check timetable
- Access class notes, homework and tasks
- View records that have been made visible to student (e.g progress reports)
- View assessment results and feedback
- Calendars and events

*\*\* Please note: students are encouraged to use the Daymap Mobile App as much as necessary outside of school hours. However, the Clare High School's Mobile Phone Policy remains in place, students are not exempt from the conditions of that policy, and phones may not be used to check Daymap whilst at school.*

## Using the App for the First Time

Download the **Daymap Mobile** app from your app store

[Apple App Store](#)

[Google Play Store](#)

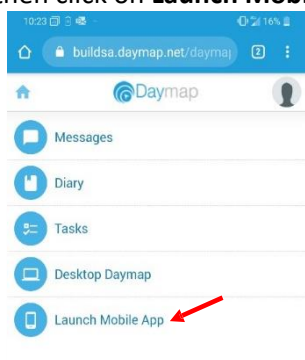
<https://apps.apple.com/au/app/id1494799850>

<https://play.google.com/store/apps/details?id=net.daymap.mobile>

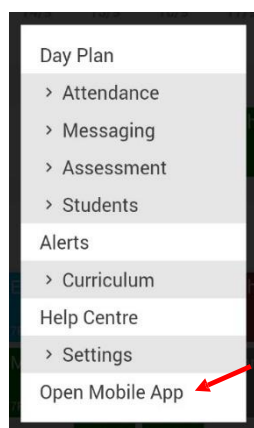


## Student Instructions

Open the browser and navigate to <https://clarehs.daymap.net/daymap>. Login with your usual Daymap username and password and then click on **Launch Mobile App**

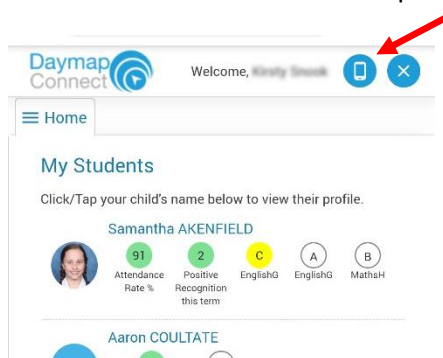


If using a tablet or using the desktop version of Daymap on your phone, click on the Hamburger menu (☰) and then select Open Mobile App.



## Parent Instructions

Open the browser and navigate to <https://clarehs.daymap.net/daymapconnect>. Login with your Daymap username and password and then click on the mobile icon at the top of your screen.

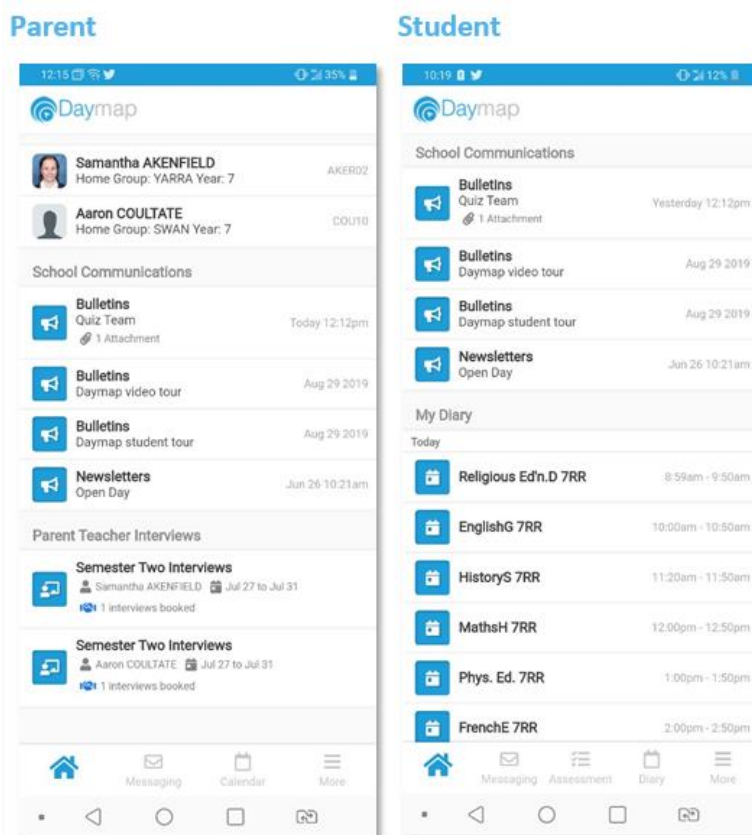


You may be requested to allow Daymap to send you notifications, this will be required if you wish to receive push notifications.

iOS users will need to re-enter their credentials for the home screen of the app to load, however Android users will automatically have their credentials validated.

## Daymap Mobile App – Quick Use

Once logged in, your app's home page will look like one of the following:



- Click on a bulletin or message to open the full content. For messages, you will also be able to reply through the app.
- Additional Menu items can be accessed across the bottom of the screen.